



AGENDA

REGULAR MEETING BOARD OF UTILITIES COMMISSIONERS

La Junta, Colorado
April 12, 2022
4:00 p.m.
Council Chambers
Municipal Building
601 Colorado Avenue

CALL TO ORDER

ROLL CALL (City Clerk)

Board Members P/A

Supervisors

Others

Ayala
Bourget
Cranson
McKenzie
Vela

MINUTES OF PREVIOUS MEETING (Chairman)
Regular Meeting March 8, 2022

CITIZEN PARTICIPATION FOR NON AGENDA ITEMS ONLY *(10 minute time limit per person)*

REPORTS

- A. ARPA Board (Gary Cranson)
- B. Water & Wastewater Treatment (Tom Seaba)
- C. Power Distribution/Plant (Bill Jackson)
- D. Sanitation (Mike Weber)

NEW BUSINESS

- A. Level One Water Restrictions (Tom Seaba) (Information)
- B. Arkansas Valley Conduit Meeting Times (Tom Seaba) (Action)
- C. City Manager's Comments
- D. Governing Body's Comments

ADJOURN

*Subject to approval at the
April 12, 2022
Utilities Board Meeting*

CITY OF LA JUNTA)
COUNTY OF OTERO)
STATE OF COLORADO) SS

A Regular Meeting of the Board of Utilities Commissioners of the City of La Junta, Colorado, was called to order by Chairman Frank McKenzie on Tuesday, March 8, 2022, at 4:00 p.m. in the Council Chambers of the Municipal Building.

Roll was called and the following Board Members were present:

Present Joe Ayala, Mayor
 Mike Bourget, Commissioner
 Gary Cranson, Vice-Chairman
 Frank McKenzie, Chairman
 Edward Vela, Council Member

Absent: none

Also present: Rick Klein, City Manager
 Bill Jackson, Asst. City Manager
 Phil Malouff Jr., City Attorney
 Melanie Scofield, City Clerk
 Tom Seaba, Director of Water & Wastewater
 Mike Weber, Director of Engineering
 Aliza Libby, Director of Finance
 Damon Ramirez, City Council

MINUTES OF PREVIOUS MEETING

Chairman McKenzie asked if there were any corrections or additions to the minutes of the Regular Meeting of February 8, 2022. Hearing none, he declared the February minutes approved as published.

CITIZEN PARTICIPATION

- 1. Aliza Libby, Director of Finance: Mr. Lewis Encinias at 506 ½ E. 5th Street has called in regarding not having any water at this location. Turns out there are no water or sewer lines to this property. This has been verified by both departments. I am asking approval to refund Mr. Encinias all of the dormant fees on his account since 2019 in the amount of \$1,333.50.

MOTION TO APPROVE THE REFUND OF DORMANT FEES TO LEWIS ENCINIAS AT 506 ½ E. 5TH STREET SINCE 2019 IN THE AMOUNT OF \$1,333.50: Vela

SECOND: Cranson

DISCUSSION: There was no further discussion

VOTE: The motion carried unanimously

REPORTS

A. ARPA Board. Gary Cranson gave the following report:

- 1. Summary of January 2022 Financial and Operating Statements: During the month of January, revenue from power sales was less than budget by \$ 55,775 (2.4%) and total cost of goods sold was under budget by \$ 4,346 (0.3%). Net Revenue from Operations for the month was \$ 463,881.
- 2. Debt Service Coverage YTD: 1.33X

3. Operating Report: Member Energy sales for January is 1% less than budget and 2.6% better than 2021. All in cost of power to members is 2.3% lower than 2019.
4. Next Meeting –May 26, 2022, in La Junta.

B. Water & Wastewater Treatment. Tom Seaba gave the following report:

1. R.O. Plant
 - Need a new shaft on well #12, also replaced a fried transformer.
 - Pulled fried motor off of well # 13. Received new motor and will coordinate with the electrical department to pull the well house to install the new motor.
 - Changed bearings on wells #3 and #8. Performed maintenance on flow meters.
 - Changed control solenoid on well #4.
 - Changed the mechanical seal on pump #2 at the Prairie View booster.
 - Evaluating Air Base booster valve to see if it can be repaired or needs replaced.
 - Meter Reading, repair, and replacement.
2. Distribution
 - Continuing installation for the Hunnicutt system.
 - Repaired two services/meters that froze and ruptured.
 - Service line leak list repairs.
 - Training for new employees.
 - Equipment maintenance.
 - Meter reading, repair, and replacement.
3. Wastewater
 - Treated 24.352 million gallons. Removed 45.0 ft³ of screenings and 46.0 ft³ of grit.
 - Jetted 0.00 feet of main due to faulty pump. Five emergency calls and sixteen manhole locates.
 - Jetter truck is in Denver for new pump installation. Will be gone approximately two weeks.
 - Complete service on #2 RAS pump.
 - Remapped mislabeled sewer lines on GIS.
 - Additional plant, collection system, and grounds maintenance.
4. Other Notables:
 - As of 03/04/2022 our region is listed in D2 – Severe drought conditions. Current snow pack for the Arkansas River Basin is 82% of normal. Information from Colorado Climate Center.
 - Hired two new employees for the distribution crew.

C. Power Distribution/Power Plant. Bill Jackson gave the following report:

1. Line Crew/Power Plant
 - Daily reads, disconnects and maintenance.
 - A 35 foot secondary pole was set for Wallace Oil.
 - A street light arm was braced on Highway 50.
 - There was a light pole hit on 1st & Lewis.
 - The crew installed a 25 kVA transformer for the new traffic lights on Highway 50 & Conley Road for the state.
 - Maintenance was performed on the tap changer at the airbase substation.
 - Blue Stem Nursing Home:
 - The crew laid wire at the south house building for Bluestem Village Nursing Home and added a three phase vault.

- **SOLAR Accounts**
 - Met with ARPA Operating Committee in conference with JK Engineering and Rick Rigel about the net metering program, return rates and customer charges.
 - We will have another meeting with JK Engineering to talk specifically about La Junta and developing a policy.
 - Met via zoom with the people at Valley Wide about their solar array and we will be asking them about bringing their generation into compliance with a PPA.
 - We will have met on the 3rd with them and their electrician to insure the production meter is in the correct spot.
 - We will have had a conference call with JK Engineers and ARPA to go over a planned rate and customer charge for all solar installations.
 - We are working on the net metering policy and hope to have something to present in April.

D. Sanitation. Mike Weber gave the following report:

1. February Work

- February was a very regular month with one change to the sanitation routes that included no sanitation on February 21, 2022 and doubling up on February 22, 2022. This was in observance of President's Day.
- The engineering staff was able to help deliver 60 totes to customers with broken totes. There are still approximately 35 totes that need to be replaced before work orders can be created for customers wanting a second tote. There were an additional 100 totes delivered on February 23rd and the crew built all totes and prepared them for delivery. With the delivery of all 20 totes, the office is starting to call customers on the second tote list to confirm they are still interested and we will start delivering the second totes in March.

2. Office Work

- The new sanitation routes have been distributed and spread widely across the community. The new routes went into effect on March 7, 2022. Besides everyday work the office remained busy with the work and looks forward to another great month in March.

3. Reports

Item	Year to Date Total			February		
	2021	2022	% Diff	2021	2022	% Diff
Special Pick-Ups (Quantity)	6	11	5.00%	2	6	4%
New 40-yd Boxes (Quantity)	3	3	0.00%	1	1	0%
New 20-yd Boxes (Quantity)	5	4	-1.00%	3	3	0%
40-yd Box Service (Quantity)	11	21	10.00%	0	10	10%
20-yd Box Service (Quantity)	17	23	6.00%	8	15	7%
Overage on Boxes (Quantity)	8	15	7.00%	2	13	11%
Compactor Box Service (Quantity)	6	6	0.00%	3	3	0%

Open Top (tons)		42.12	N/A		20.17	N/A
Compactor (tons)		14.77	N/A		2.86	N/A
Replaced/Repaired Totes (quantity)		137	N/A		60	N/A
Repaired/Replaced Dumpsters (Quantity)		4	N/A		0	N/A

Item	Year To Date Total			January		
	2021	2022	% Diff	2021	2022	% Diff
Otero County Landfill (tons)	456.39	467.88	11.49%	456.39	467.88	11.49%
Southeast Recycles (tons)	124.5	91.6	-32.90%	124.5	91.6	-32.90%
Clean Valley Recycling - Curbside (tons)	2.65	4.29	1.64%	2.65	4.29	1.64%
Clean Valley Recycling - Trailer (tons)	2.42	1.47	-95.00%	2.42	1.47	-95.00%
Clean Valley Recycling E-Waste (lbs)		26	N/A		26	N/A

Chairman McKenzie: Instead of just raising costs for totes, we should be taking more of a global approach for our rate adjustments. Costs are going up so fast. We need to talk about a budget amendment. Let's get this information together within a sixty day period.

NEW BUSINESS

A. Recommendation of Third Party Audit of Sewer Charges. City Manager Klein informed the Board that they have hired a lady based in Florida that is a third party independent contractor of ADG to audit the entire system and it should be done by the end of April.

B. A Resolution Concerning the Policies of the Board of Utility Commissioners. Resolution No. RUB-1-2022 was presented for the Board's consideration as follows:

WHEREAS, the Board of Utility Commissioners has oversight responsibilities on matters related to the City's management of its utilities program; and

WHEREAS, the Board of Utility Commissioners have approved and adopted various policies from time to time to meet the above-referenced goals; and

NOW THEREFORE, BE IT RESOLVED BY THE BOARD OF UTILITY COMMISSIONERS OF THE CITY OF LA JUNTA, as follows:

SECTION 1: Section 3.2 shall be deleted in its entirety.

SECTION 2: Section 3.4 is repealed in its entirety.

SECTION 3: A new Section 3.4 of the Administrative Utility Provisions is enacted as follows:

3.4 ADJUSTMENT OF BILLS FOR ELECTRIC METER ERRORS:

(c) When a meter is found to have a positive average error that is in fact in excess of two percent in tests made at the request of the *current* customer by either the Commission or the Utility, the Utility shall refund to the *current* customer an amount equal to the excess charged for the kilowatt-hours incorrectly metered for a period equal to one-half of the time elapsed since the last previous test.

(d) When a meter is found to have a negative average error, that is slow in excess of the two percent in tests made at the request of the *current* customer by either the Commission or the utility, the utility shall make a charge to the *current* customer for the kilowatt hours incorrectly metered for a period equal to one-half of the time elapsed since the last previous test.

SECTION 4: Section 3.5 is repealed in its entirety.

SECTION 5: Section 3.6 is repealed in its entirety.

SECTION 6: A new Section 3.6 of the Administrative Utility Provisions is enacted as follows:

3.6 BILLING ERROR: When a billing error is discovered, the customer shall be notified and the error corrected.

SECTION 7: The effective date of this policy shall be upon passage of this Resolution.

MOTION TO ADOPT RESOLUTION NO. RUB-1-2022 WITH THE ADDITION OF THE WORD "CURRENT" CUSTOMER (ACCOUNT HOLDER): Cranson

SECOND: Vela

DISCUSSION: These was discussion regarding the wording of giving half the usage since the last test period as to whether this would only apply to the current customer of the account or would it be applied to previous customers also.

VOTE: The motion carried 5-0

C. City Manager's Comments.

1. Joe and Rick have a meeting with the Attorney General, Phil Weiser.

D. Governing Body's Comments.

1. Commissioner Bourget: In regards to the conduit and determining the City of La Junta's responsibility and our usage. Instead of relying upon these numbers that were derived years ago, we should be invoking the engineering company to produce something more current.

DISCUSSION: Tom Seaba explained to the Board how the engineering company came up with these figures through engineering studies that was mutually settled on. To look at something different would involve another expensive engineering study be performed. Discussion continued regarding the Ark Valley Conduit.

There being no further business, the meeting adjourned at 5:10 p.m.

ATTEST:

CITY OF LA JUNTA

Melanie R. Scofield, City Clerk

Frank McKenzie, Chairman

Utility Board Meeting

04/12/2022

Departmental Goings-On

R.O. Plant

- Received and installed new expansion joints for cartridge filter housing.
- Maintenance on all wells and booster stations to include changing oil, greasing, and new filters.
- Checked nozzles, intake screens, and drive belts on degassifiers.
- Cleaned brine tank.
- Quarterly water tank inspections completed.
- Well #5 electrical panel shorted out. New panel being installed by SBT.
- Worked with Cummins and ICM on generators. Diagnosed issues with the transfer switch at west booster and replaced relays, replaced faulty water pump at north well field, replaced faulty switches on prairie view booster, diagnosed issues with gas lines/regulator to south booster with a new regulator on order and also replaced faulty relays, programmed all generators to run maintenance cycles both off load and on load.
- Meter Reading, repair, and replacement.

Distribution

- Continuing installation for the Hunnicutt system. Total of 14 services installed to date.
- Replaced water service at 909 Belleview.
- Replaced three leaking meter setters.
- Meter Reading, repair, and replacement.

Wastewater

- Treated 29.648 million gallons. Removed 62ft³ of screenings and 46ft³ of grit.
- Jetted 0' feet of main due to faulty pump. 10 emergency calls and 56 manhole locates.
- Jetter truck is in Denver for new pump installation. There was an issue with the manufacture of the new pump. A replacement is being sent to installer ASAP.
- Pista Grit (grit separating system) off line for several days for servicing due to an influx of flushable wipes and other flushable and non-flushable cleaning wipes and cloths. The bar screen was overwhelmed by these wipes, which is how they made it to the Pista Grit.
- Sewer tap repairs/retaps at 1215 Smithland and 902 Belleview.
- Initial report from WFI shows probable substantial damage to sewer main from 6th Street To 3rd Street in King Arroyo. Will follow up with a detailed visual inspection and compile repair options.
- Additional plant, collection system, and grounds maintenance.

Other Notables:

- As of 03/04/2022 our region is listed in D2 – Severe drought conditions. Current snow pack for the Arkansas River Basin is 82% of normal. Information from the Colorado Climate Center.
- Katelin Reed passed her level “B” water treatment certification test.

Arkansas Valley Conduit Update

The President's FY 2023 Budget includes a line item request in the Bureau of Reclamation Budget for the Arkansas Valley Conduit (AVC) of \$10.06 million, which shows a continuing commitment to building this vital project. The AVC already has received \$49.1 million since 2020, and this newest appropriation shows the federal government's commitment to building the AVC. After the signing of the three-party contract among Reclamation, the Southeastern District and Pueblo Water on March 19, and the Pueblo County Commissioners' allocation of \$1.2 million for the Avondale and Boone delivery lines, the AVC is on course to begin construction in late 2022. They are also in discussions with Reclamation about the possibility of applying federal infrastructure funding to the AVC and will provide more details as they become known.

**CITY OF LA JUNTA
TREATED WATER PUMPING REPORT**

2022 MAR	DAILY TOTALS	RUNNING TOTAL	RUNNING AVERAGE
1	1,091,900	1,091,900	1,146,259
2	1,282,968	2,374,868	1,187,434
3	1,119,313	3,494,181	1,164,727
4	1,249,416	4,743,597	1,185,899
5	1,226,282	5,969,879	1,193,976
6	1,026,547	6,996,426	1,166,071
7	1,101,198	8,097,624	1,156,803
8	1,500,989	9,598,613	1,199,827
9	821,958	10,420,571	1,157,841
10	1,177,368	11,597,939	1,159,794
11	1,030,251	12,628,190	1,148,017
12	884,359	13,512,549	1,126,046
13	1,228,057	14,740,606	1,133,893
14	1,087,453	15,828,059	1,130,576
15	1,449,424	17,277,483	1,151,832
16	1,002,657	18,280,140	1,142,509
17	859,340	19,139,480	1,125,852
18	1,196,027	20,335,507	1,129,750
19	807,100	21,142,607	1,112,769
20	1,207,240	22,349,847	1,117,492
21	901,059	23,250,906	1,107,186
22	1,100,300	24,351,206	1,106,873
23	861,122	25,212,328	1,096,188
24	1,163,245	26,375,573	1,098,982
25	979,503	27,355,076	1,094,203
26	1,198,254	28,553,330	1,098,205
27	1,138,849	29,692,179	1,099,710
28	1,444,841	31,137,020	1,112,036
29	1,203,305	32,340,325	1,115,184
30	1,014,334	33,354,659	1,111,822
31	1,213,835	34,568,494	1,115,113

WATER PUMPING REPORT - TOTAL MONTHLY AVERAGE AND ANNUAL DAILY AVERAGE

	2011	2012	2013	2014	2015	2016	ANNUAL MONTHLY AVERAGE from 1978-2009
JANUARY	991,893	930,230	976,015	921,401	982,581	951,866	3,417,038
FEBRUARY	980,642	903,344	920,841	972,783	899,325	990,441	2,359,628
MARCH	1,148,921	1,400,422	1,189,742	1,162,262	1,185,289	1,260,958	2,340,723
APRIL	2,083,396	1,919,708	1,555,048	1,628,607	1,951,903	1,675,183	2,204,668
MAY	2,797,356	2,736,470	2,574,223	2,554,895	1,407,158	2,126,396	1,981,657
JUNE	3,244,992	3,780,595	2,945,785	3,116,761	2,443,088	2,684,200	1,981,657
JULY	3,333,226	3,915,341	3,109,772	2,679,176	2,987,266	3,118,577	2,202,084
AUGUST	3,240,163	3,613,710	2,925,098	2,619,138	2,929,069	3,215,891	2,077,328
SEPTEMBER	2,588,551	2,687,163	2,646,114	2,494,287	2,678,312	2,761,297	2,041,761
OCTOBER	1,894,996	1,530,418	1,887,994	1,816,309	1,786,327	2,053,569	2,448,842
NOVEMBER	963,713	1,109,195	1,082,438	1,107,138	1,139,791	1,194,828	2,392,992
DECEMBER	906,026	986,978	960,383	898,572	919,619	999,685	2,617,253
Total of Monthly Average	24,173,875	25,513,574	22,773,453	21,971,329	21,309,728	23,032,891	2,600,497
Annual Monthly Average	2,014,490	2,126,131	1,897,788	1,830,944	1,775,811	1,919,408	2,468,108
JANUARY	1,008,129	1,017,718	985,506	1,044,009	1,161,771	1,102,644	2,718,012
FEBRUARY	944,202	990,572	995,785	1,016,581	1,246,955	1,087,932	2,778,802
MARCH	1,362,603	1,423,137	1,028,287	1,308,317	1,207,604	1,115,113	2,764,985
APRIL	1,531,140	1,763,265	1,682,223	1,868,792	1,841,144	2,686,897	2,686,897
MAY	1,664,063	2,715,473	2,239,430	2,824,709	1,951,034	2,870,918	2,870,918
JUNE	2,792,473	3,373,343	2,626,847	3,329,929	2,685,689	2,613,727	2,613,727
JULY	2,704,002	3,048,099	2,865,161	2,816,800	3,227,453	2,545,514	2,545,514
AUGUST	2,158,243	2,588,089	3,044,966	3,048,754	3,049,651	2,294,070	2,294,070
SEPTEMBER	2,370,071	2,459,879	2,814,694	2,427,889	2,656,326	1,936,373	1,936,373
OCTOBER	1,440,836	1,339,430	1,546,996	1,920,007	1,811,689	2,050,567	2,050,567
NOVEMBER	1,135,276	1,026,190	1,079,446	1,185,766	1,246,012	1,907,597	1,907,597
DECEMBER	1,045,058	982,878	1,042,740	1,090,004	1,077,914	1,819,832	1,819,832
Total of Monthly Average	20,156,096	22,728,073	21,952,081	23,881,557	23,163,242	3,305,689	1,825,493
Annual Monthly Average	1,679,675	1,894,006	1,829,340	1,990,130	1,930,270	275,474	1,742,560
							1,834,444



City of La Junta
Electric Department
P.O. Box 489 ~ 601 Colorado Avenue
La Junta, Colorado 81050

March 2022
Report

In addition to daily reads, disconnects and maintenance, the crew performed these additional tasks:

- The crew upgraded the LTC controller in the airbase substation.
- The Electric Department did routine maintenance on outlets at the Race Track.
- A new RCOC street lighting control relay was added behind the Perkins Dealership.
- A 35-foot power pole with a 10 kVA transformer was set for SECOM.
- Replacement of a broken cross arm occurred in the alley behind Family Dollar.
- A 45-foot pole was set at Blue Stem Nursing Home for camera placement.
- The transformer was upgraded at 510 East 4th Street.
- The crew installed a 35-foot pole with an LED light for the new Brick and Tile Trail.
- Damaged jumpers were removed at the airbase; this was caused by heavy snow.

Blue Stem Nursing Home

SOLAR Accounts

**POWER PURCHASED FROM ARPA & ELECTRIC COST ADJUSTMENT
2022**

TOTAL SYSTEM KWH

MONTH	2019	2020	2021	2022
JAN.	7,184,176	6,838,459	6,509,858	6,703,138
FEB.	6,524,143	6,437,824	6,338,684	6,097,119
MAR.	6,692,093	6,377,793	6,262,105	6,280,077
APR.	6,208,306	6,146,119	5,883,648	
MAY	6,553,449	6,839,689	6,018,738	
JUN.	7,429,304	8,467,097	7,732,213	
JUL.	9,226,486	9,174,572	8,824,479	
AUG.	9,200,036	8,951,950	8,709,126	
SEP.	8,033,069	6,719,670	7,279,536	
OCT.	6,598,749	6,267,374	5,880,224	
NOV.	6,478,351	5,870,341	5,702,931	
DEC.	6,483,753	6,400,563	6,072,677	
TOTAL	86,611,915	84,491,451	81,214,219	19,080,334

ARPA SYSTEM DEMAND IN KW

MONTH	2019	2020	2021	2022
JAN.	13,066	13,263	13,228	13,369
FEB.	13,469	13,216	13,801	14,377
MAR.	13,366	12,445	12,890	13,269
APR.	11,993	12,729	12,411	
MAY	14,155	16,330	13,595	
JUN.	18,186	18,855	19,127	
JUL.	19,950	19,398	19,139	
AUG.	20,061	19,224	18,131	
SEP.	19,603	16,436	17,690	
OCT.	13,573	12,461	12,562	
NOV.	12,972	12,172	11,479	
DEC.	13,281	12,693	12,663	
TOTAL	183,675	179,222	176,716	41,015

ELECTRIC COST ADJUSTMENT PER KWH

MONTH	2019	2020	2021	2022
JAN.	0.0470175	0.0474188	0.0432884	0.0443296
FEB.	0.0479219	0.047903	0.045325	0.0463651
MAR.	0.0474974	0.0477001	0.0445516	
APR.	0.0473369	0.0478737	0.0449161	
MAY	0.0485041	0.0497665	0.0456373	
JUN.	0.0497798	0.0482029	0.0465418	
JUL.	0.0475142	0.0474313	0.0445974	
AUG.	0.0482569	0.0480799	0.0441317	
SEP.	0.0497625	0.0498801	0.0464903	
OCT.	0.0482077	0.0480593	0.0452851	
NOV.	0.047303	0.0479884	0.0443187	
DEC.	0.0472307	0.0469345	0.0443079	
AVERAGE	0.048027717	0.048103208	0.044949275	0.04534735

Sanitation Report

March 2022

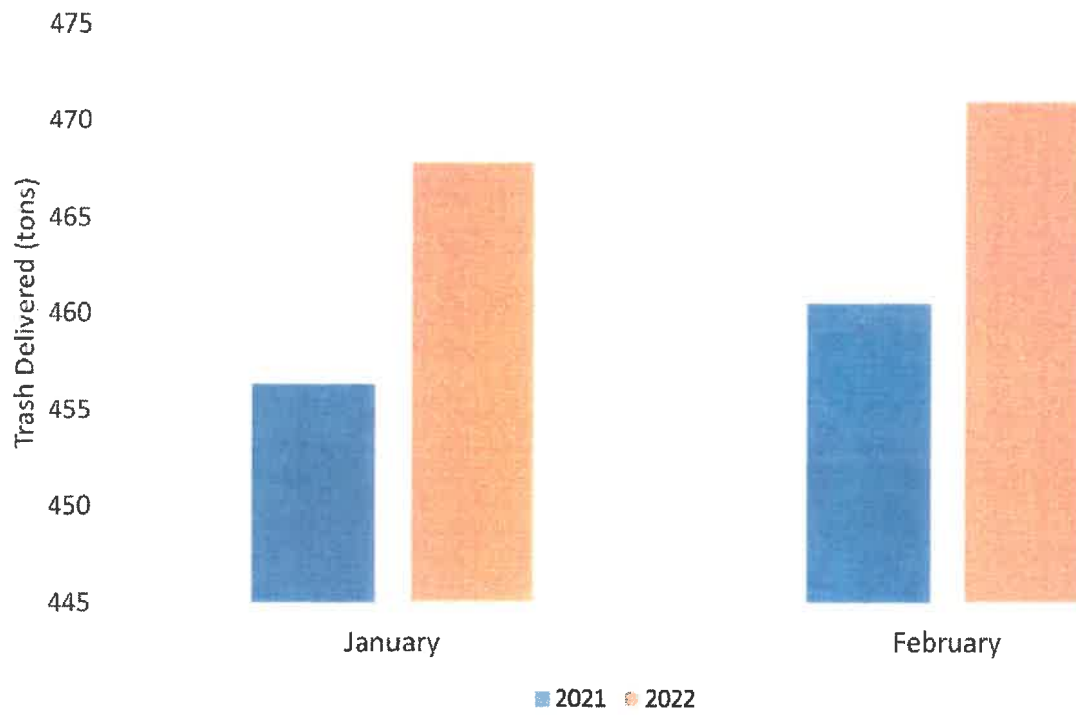
Item	Year To Date Total			March		
	2021	2022	Difference	2021	2022	Difference
Special Pick-Ups (Quantity)	7	16	9.00	1	5	4.00
New 40 -yd Boxes (Quantity)	8	4	-4.00	5	1	-4.00
New 20-yd Boxes (Quantity)	16	7	-9.00	11	3	-8.00
40-yd Box Service (Quantity)	36	39	3.00	25	18	-7.00
20-yd Box Service (Quantity)	29	34	5.00	12	11	-1.00
Overage on Boxes (Quantity)	14	23	9.00	6	8	2.00
Compactor Box Service (Quantity)	10	11	1.00	4	5	1.00
Open Top (tons)	Added in 2022	69.92	N/A	Added in 2022	27.8	N/A
Compactor (tons)		24.75	N/A		9.98	N/A
Replaced/Repaired Totes (Quantity)		232	N/A		95	N/A
Repaired/Replaced Dumpsters (Quantity)		4	N/A			N/A

Item	Year To Date Total			February		
	2021	2022	Change	2021	2022	Change
Otero County Landfill (tons)	916.93	938.91	21.98	460.54	471.03	10.49
Southeast Recycles (tons)	227.25	229.12	1.87	102.75	137.52	34.77
Clean Valley Recycling - Curbside (Tons)	5.32	8.12	2.80	2.67	3.83	1.16
Clean Valley Recycling - Trailer (Tons)	3.64	3.75	0.11	1.22	2.28	1.06
Clean Valley Recycling E-Waste (lbs)	Added in 2022	140.5	N/A	Added in 2022	68.79	N/A

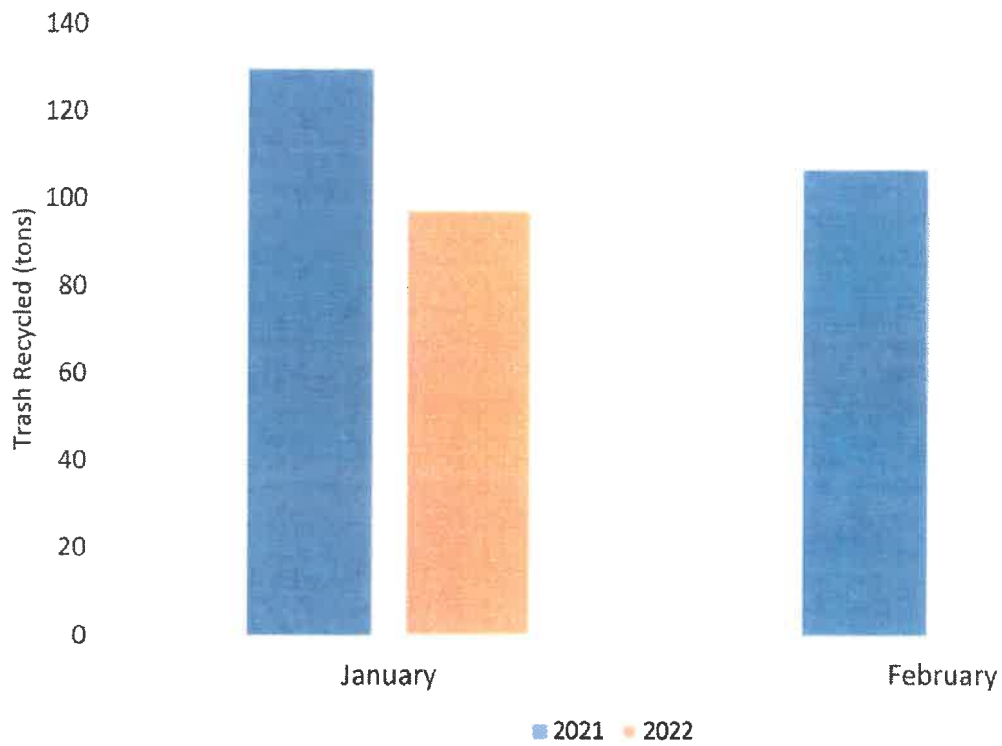
Sanitation Report

March 2022

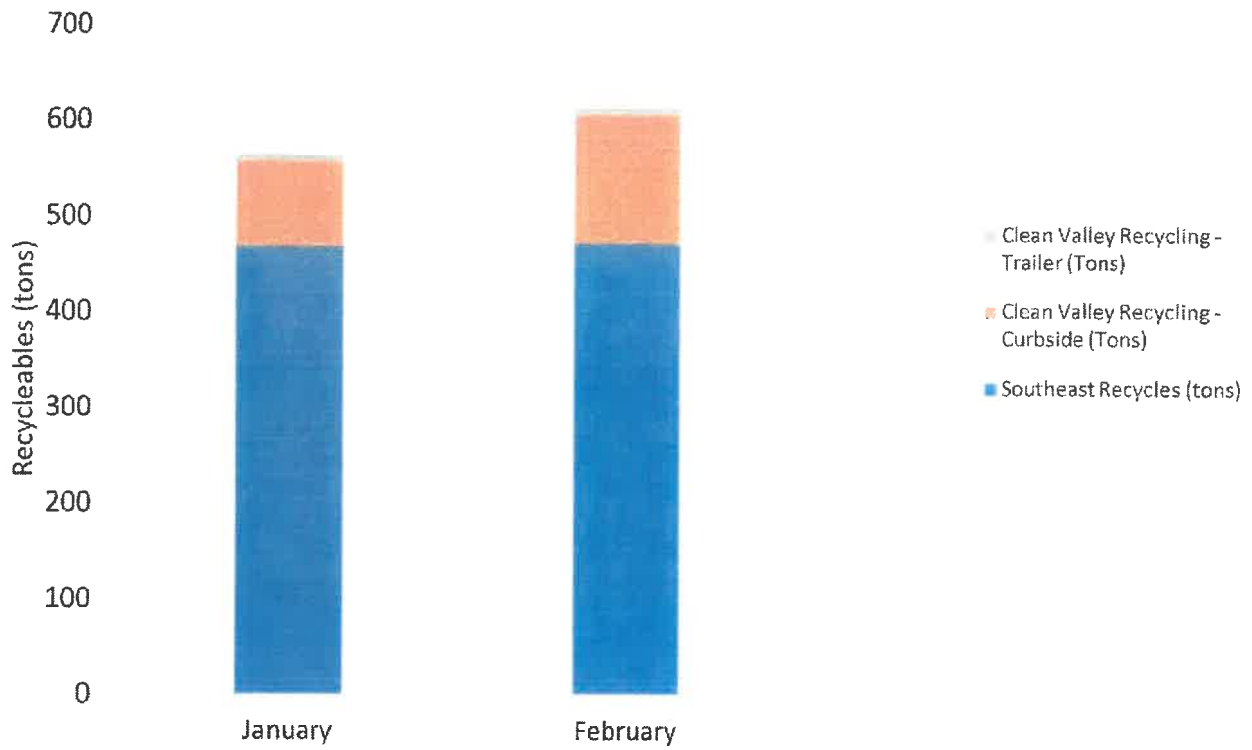
Otero Landfill Tonage



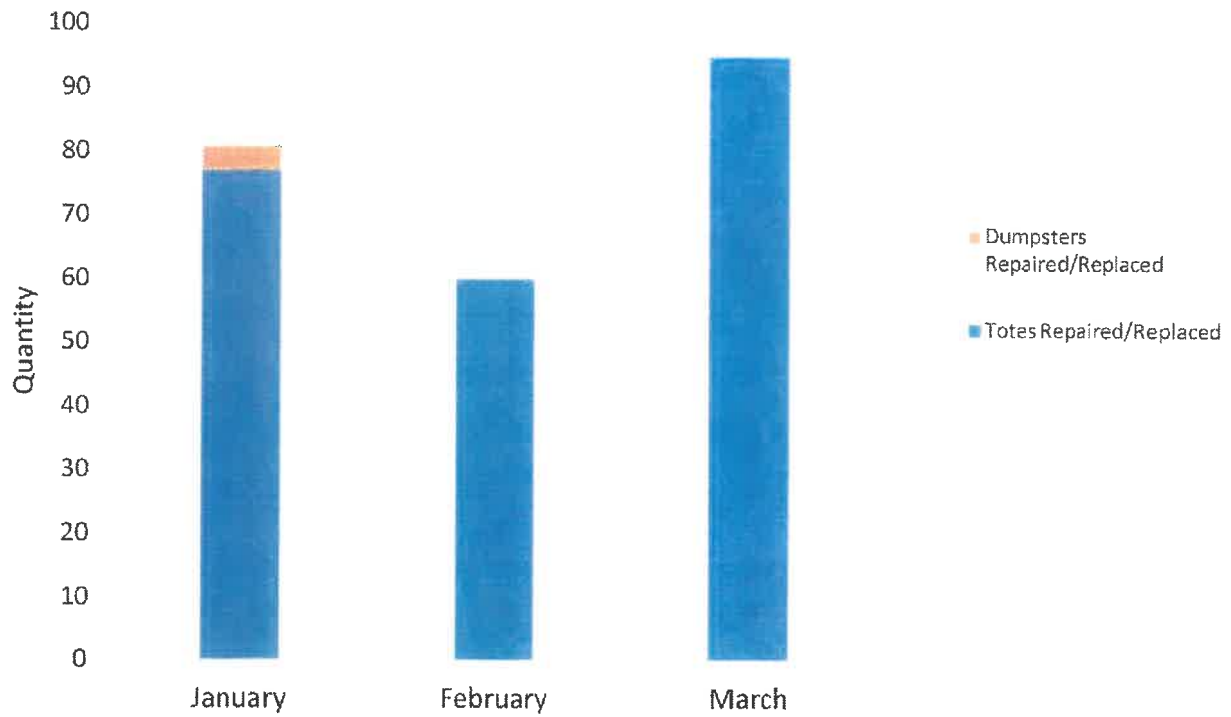
Recycling Tonage



Sanitation Report
March 2022
2022 Recycling Tonage



2022 Tote and Dumpster Repairs



SERVICE 14, 15 and 21
 BY UTILITY DEPARTMENT
 For the Year 2022

Service 14										Service 15						
DISPOSAL FEE										SANITATION						
	APT	COM	IND	MUN	RES	TRL	TOTAL	APT	COM	IND	MUN	RES	TRL	TOTAL		
January	16	586	17	58	2992	0	3669	14	408	17	26	3845	0	4310		
February	15	582	17	58	2993	0	3665	13	405	17	26	3847	0	4308		
March	15	583	17	60	3005	0	3680	13	404	17	28	3902	0	4364		
April						0	0						0	0		
May						0	0						0	0		
June						0	0						0	0		
July						0	0						0	0		
August						0	0						0	0		
September						0	0							0		
October							0							0		
November							0							0		
December							0							0		

Service 21									
DUMPSTER/COMP BOX RENTAL									
	APT	COM	IND	MUN	RES	TRL	TOTAL		
January	5	174	11	15	39	0	244		
February	4	174	11	15	39	0	243		
March	4	176	11	17	39	0	247		
April						0	0		
May						0	0		
June						0	0		
July						0	0		
August						0	0		
September						0	0		
October							0		
November							0		
December							0		



City of La Junta
Water and Wastewater Department
Thomas Seaba, Director

P.O. Box 489
La Junta, CO 81050

719.384.7358
tom.seaba@lajuntacolorado.org



04/12/2022

To: City of La Junta Utility Costumers

To ensure an adequate water supply and production during this time of extended drought, the City of La Junta is continuing **Level One Water Restrictions effective May 1st through October 15th**. This is a continuation of the resolution passed by City Council in August of 2020. There are several reasons the City is taking this step:

- Even though we have recently received snow and rainfall, this infusion of moisture isn't enough to counteract the effects of an exceptionally dry 2020 and 2021, including the current moderate drought conditions.
- The current extended seasonal weather outlook suggests continued or increased likelihood of conditions that are warmer and dryer than average.
- The City is committed to being a good steward of our natural resources, and these water-use practices will result in more efficient use of the area's groundwater resources.

Level One Water Restriction

The following restrictions on the use of water by water customers shall be in effect during a Level I Water Restriction:

- From May 1st through October 15th, no outdoor watering shall be allowed between 10:00a.m. and 6:00 p.m.
- This provision shall not apply to the cemetery and golf course.

The City further requests that consumers:

- Do not allow water pool on hard surfaces or flow down gutters.
- Repair leaking sprinkler systems within 10 days of leak discovery.
- Use a shut-off nozzle when washing anything with a hose.
- Clean hard surfaces (such as driveways, sidewalks and patios) with water only if there is a public health and safety concern.

The City will increase public communication and education efforts aimed at water conservation, and will encourage the community to conserve water whenever possible.

Exemptions

Residents with newly seeded lawns or new sod and landscaping may be exempted from these restrictions. Please contact the City's Water Department at 719.384.7358 to be placed on a 20-day exemption list.

Hand-watering of flower pots/baskets is permitted at any time.

Lawn Quality

These restrictions should not result in lower quality lawns in the community. Lawns do not need to be watered daily. Watering lawns daily can be harmful, as the grass develops a shallow root system making it less drought tolerant, in need of more frequent watering, and able to access fewer soil nutrients. By watering less frequently and more deeply, grass plants develop deeper roots, require less frequent watering, and are healthier.

Midday watering results in a lot of water being lost to evaporation, making it an inefficient time of day to water.

If you have any questions about these restrictions, please call the La Junta Water Department at 719.384.7358.

Thomas Seaba

Director of Water & Wastewater